



TECNICAS REUNIDAS

Juan Lladó
CEO

First Quarter 2010
Results Presentation

14th of May 2010



INDEX

➤ **BACKLOG & AWARDS**

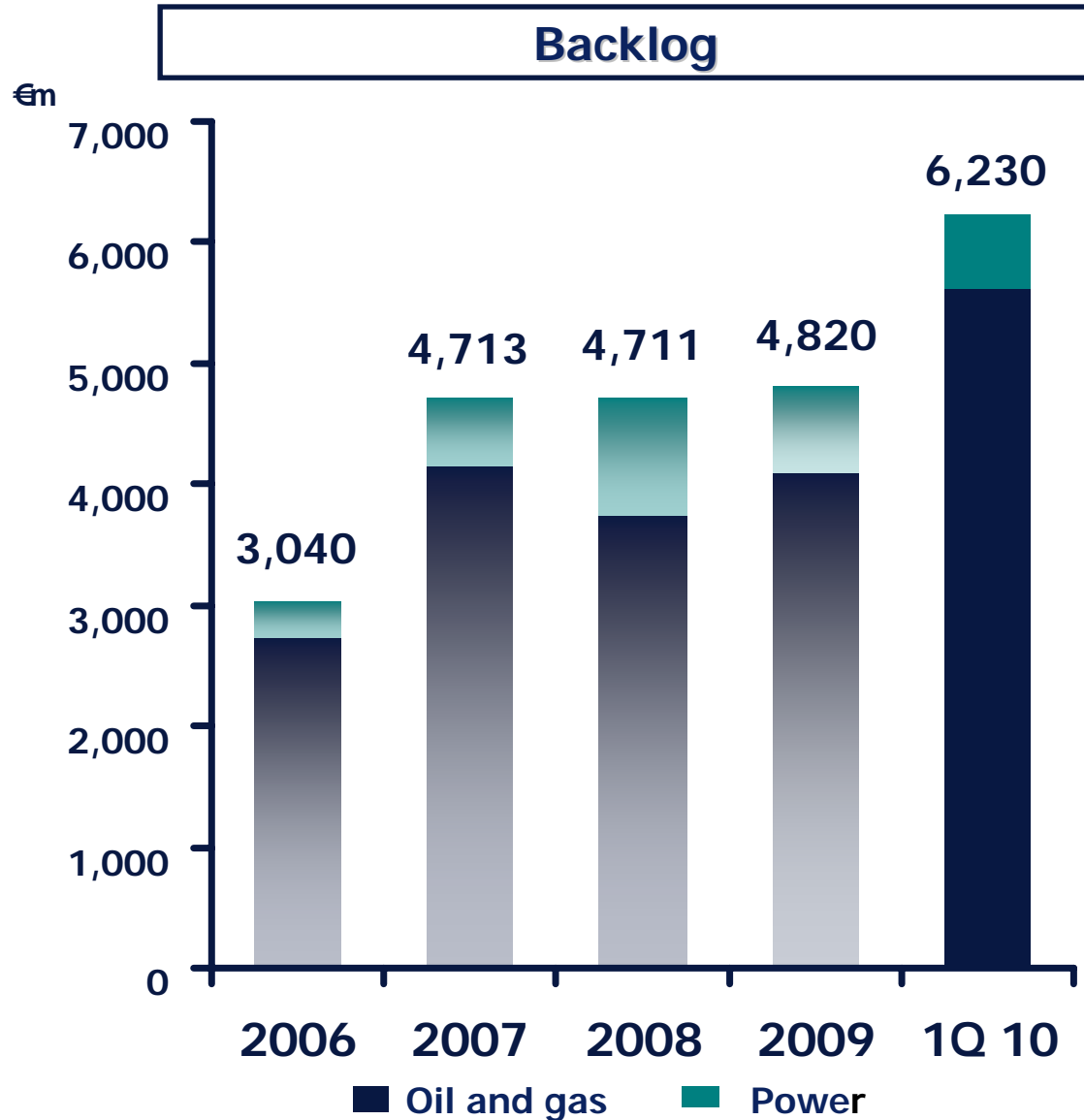
➤ **1Q 2010 FINANCIAL RESULTS**

➤ **OUTLOOK**

1Q 2010 BACKLOG



TECNICAS REUNIDAS

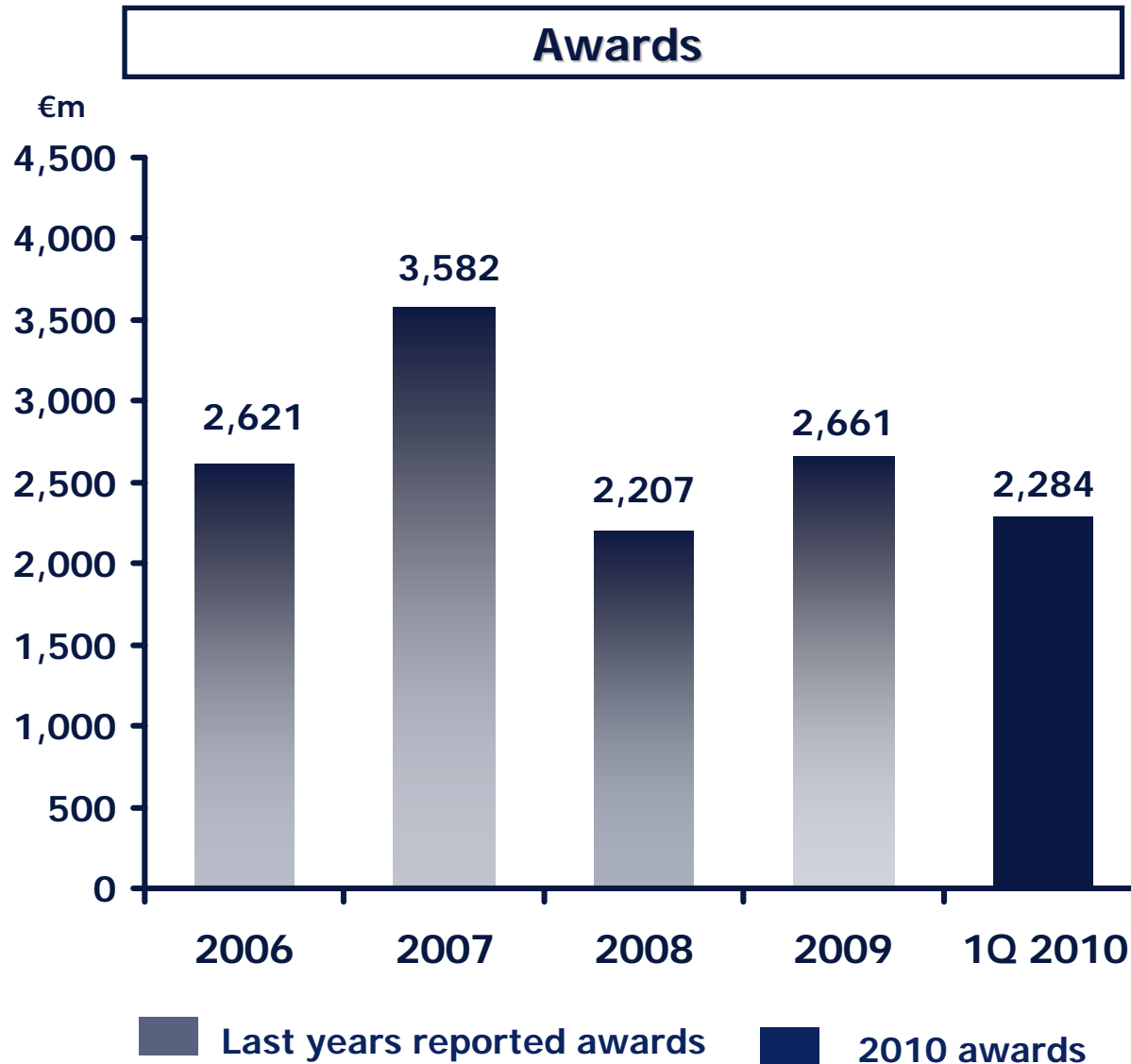


- HEALTHY
- DIVERSIFIED
- SPANS TO 2014

1Q 2010 AWARDS



TECNICAS REUNIDAS

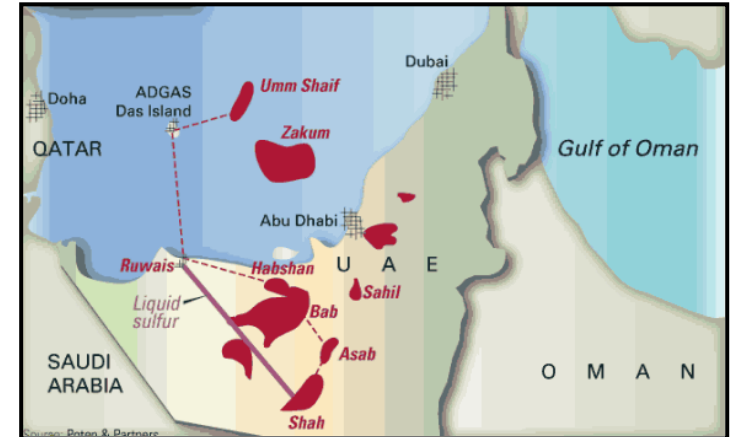


DETAIL ON RECENT AWARDS



TECNICAS REUNIDAS

Package 1 Shah Gas Field Project, Abu Dhabi



Highlights

- EPC project, for package 1 of the Shah gas project in Abu Dhabi.
- Consortium between TR and Punj Lloyd. TR holds the majority.
- Project includes engineering, purchase of equipment and materials, construction and start up of pipelines, central processing facilities, well pads and receiver station.
- Project value: \$463 million.
- Abu Dhabi Gas Development Company is one of 14 subsidiary companies of the ADNOC Group.

Upgrading of Izmit Refinery, Turkey



Highlights

- OBE contract for the upgrade of the Izmit Refinery (Turkey)
- Project includes: hydrocraker, vacuum, coker, naphtha hydrogenation, diesel desulfurization, hydrogen, sulphur recovery, amine regeneration and sour water stripping unit
- Estimated investment value: above \$1,500 million
- Tüpraş is the leading oil company in Turkey owned by KOÇ Group, the largest Turkish business group

Modernization of Talara Refinery, Peru



Highlights

- OBE contract for revamping and extension of the Talara Refinery (Peru)
- Project includes main distillation and processing units, such as: catalytic cracking, vacuum distillates, hydrotreating of diesel, hydrotreating of cracking naphtha, flexicoker, catalytic reformation of naphtha, hydrogen plant, sulphuric acid recovering plant, amines and cogeneration plant and auxiliary services
- Estimated investment value: more than \$1,300 million
- Petroperu is the leading state-owned oil company in Peru



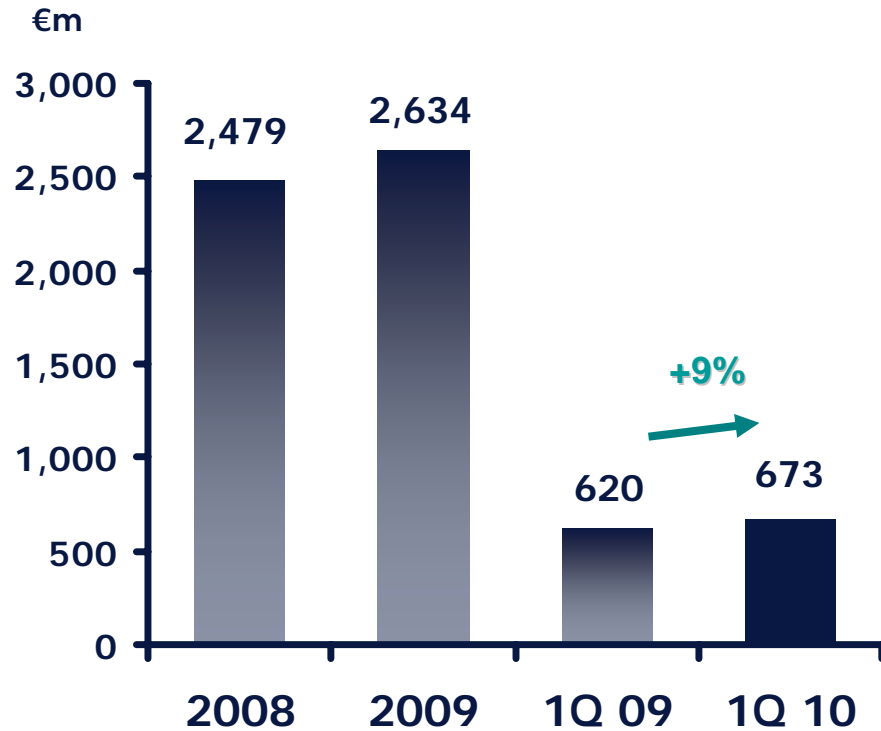
➤ **BACKLOG & AWARDS**

➤ **1Q 2010 FINANCIAL RESULTS**

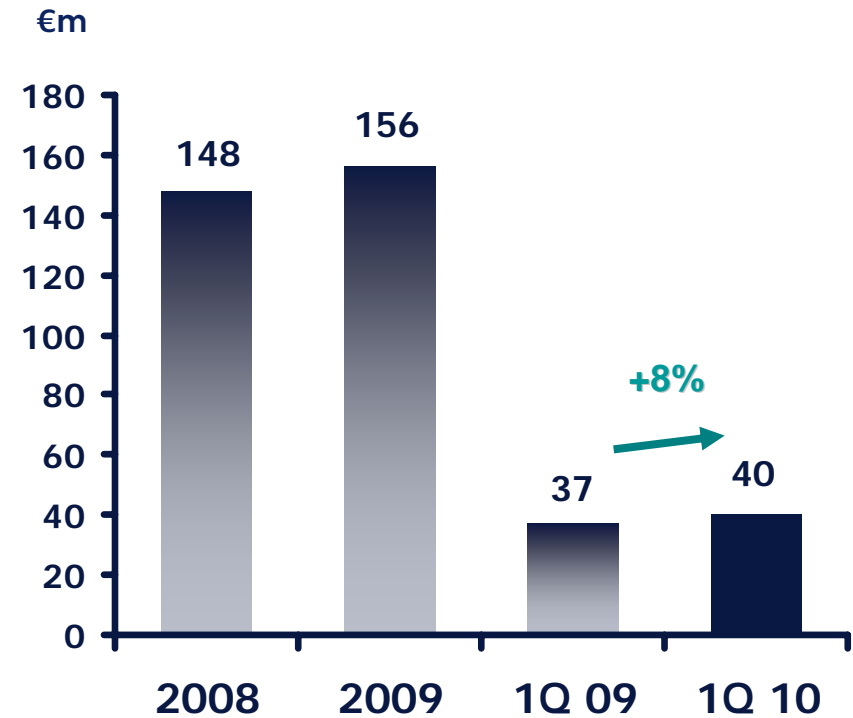
➤ **OUTLOOK**

SALES AND EBITDA GROWTH

SALES



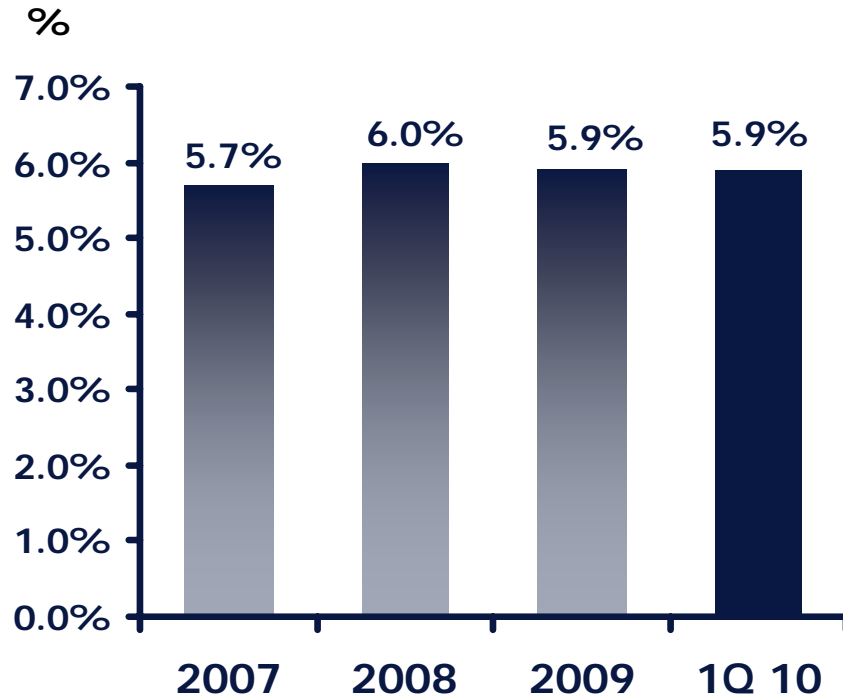
EBITDA



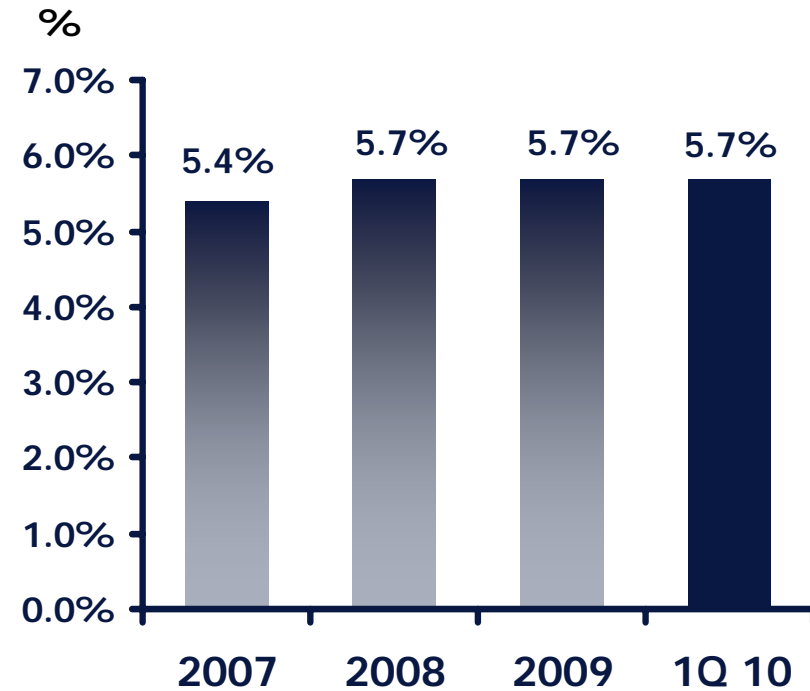


MARGIN STABILITY

EBITDA MARGIN



EBIT MARGIN



FINANCIAL RESULTS

Profit and Loss Account



TECNICAS REUNIDAS

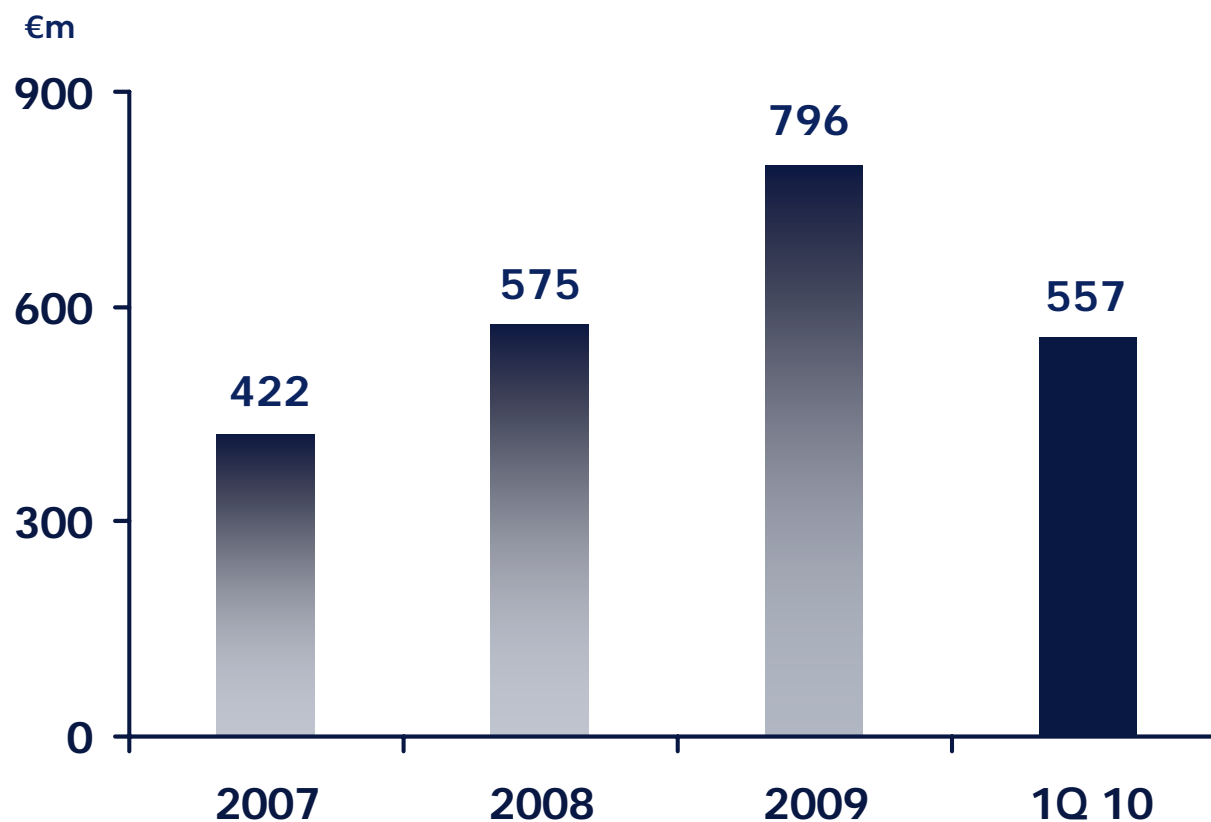
€ million	1Q 10	1Q 09	<u>Var.</u>	2009
Revenues	672.5	620.0	8.5%	2,634.3
EBITDA	39.6	36.6	8.1%	155.9
<i>Margin</i>	5.9%	5.9%		5.9%
EBIT	38.3	35.0	9.2%	149.0
<i>Margin</i>	5.7%	5.7%		5.7%
Net Financial Results	4.7	2.2		12.8
Profit Before Taxes	42.8	37.2	15.1%	160.8
Taxes	-4.6	-3.0		-15.4
Net Income	38.2	34.2	11.8%	145.4

NET CASH POSITION

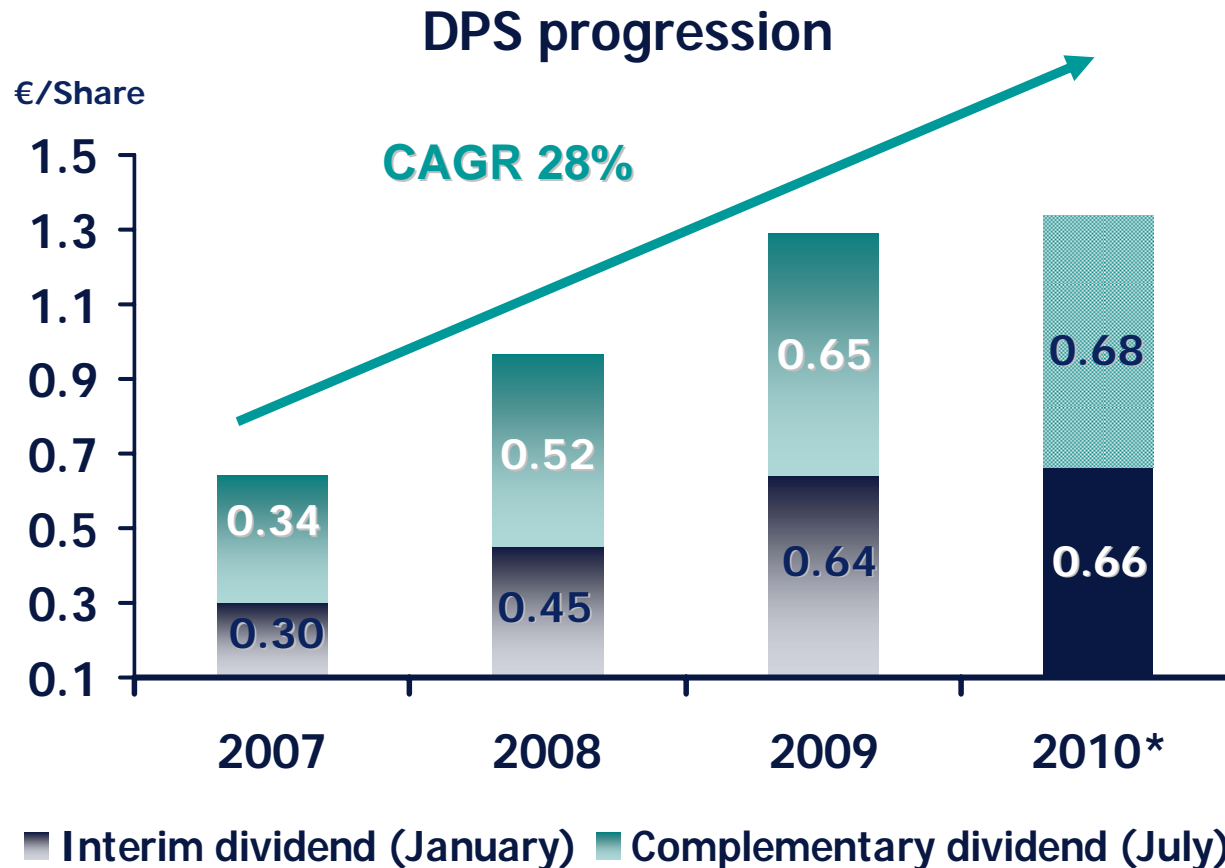


TECNICAS REUNIDAS

- Net cash position at March 31st, 2010: € 557 million



- 2009 Dividend proposal: € 1.34 per share (€ 72.8 million, 50% payout)



* Pending approval by AGM



- **BACKLOG & AWARDS**
- **1Q 2010 FINANCIAL RESULTS**
- **OUTLOOK**

- **Backlog increase guarantees revenue growth**
- **Healthy, diversified backlog helps to derisk future margins**
- **Competitiveness of TR's bids in recent major Middle East projects**
- **Strong bidding pipeline ahead in all divisions and regions**
- **Economic recovery will sustain strong investment levels longer term**

Disclaimer



TECNICAS REUNIDAS

This document has been prepared by Tecnicas Reunidas S.A. (the Company) solely for use at presentations held in connection with the announcement of the Company's results for the first quarter of 2010.

This document contains forward-looking statements of the Company and/or its management. These forward-looking statements such as statements relating to the Company's or management's intent belief or current expectations of the future growth in the Company's business and capital expenditure in the oil and gas industry in general are subject to risks and variables that are beyond the Company's control and that could materially and adversely affect the outcome and financial effects of the facts expressed implied or projected herein.

The Company is under no obligation to update or keep current the information contained in this presentation including any looking forward-statements or to correct any inaccuracies that may later become apparent.

No representation or warranty express or implied is made as to and no reliance should be placed on the fairness accuracy completeness or correctness of the information or opinions contained herein. None of the Company or any of its affiliates advisors or representatives shall have any liability whatsoever for any loss arising from any use of this document or its contents or otherwise arising in connection with this document.

This document is only provided for information purposes and does not constitute nor may it be interpreted as an offer to sell or exchange or acquire or solicitation for offers to purchase any share in the Company. Any decision to buy or invest in shares in relation to a specific issue must be made on the basis of the information contained in the relevant prospectus filed by the Company in relation to such specific issue.



TECNICAS REUNIDAS

